

Homework:

Hand out date: Friday 11th September

Due in date: Friday 18th September

Task One: Arithmetic Task

LO - to recall given times-table.

Login to TTRS and complete this week's task.

Although this is part of your homework *this week*, we have set tables for you **weekly** to complete at home.

Task Two: complete the worksheet provided and bring back to school ready to go through and mark in class on a Friday.

LO – to identify right angles.

Video link – https://vimeo.com/430336748

Helpful hints:

A right angle is an internal angle which is equal to 90°

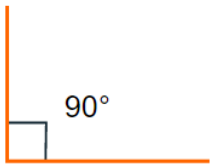

This is a right angle

All the angles below are right angles:

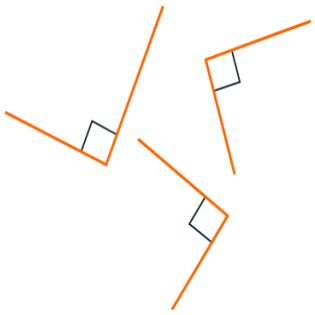

A right angle can be in any orientation or rotation as long as the internal angle is 90°

Never argue with a 90° angle, it is always **right**!

Right angles in shapes

1 There is at least one right angle in each picture.
Mark the right angles on the pictures.

The first one has been done for you.

a)

b)

c)

d)

e)

f) 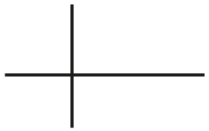

Compare answers with a partner.

2 A rectangle has four right angles.

Mark the right angles on the rectangle.

3 Alex and Jack are identifying right angles.

Alex: Both of the angles are right angles.

Jack: I disagree. The first one is a right angle but the second one is a left angle because it is on the left of the line.

Who do you agree with? _____

Talk about it with a partner.

4 Dexter is facing north.

He turns a quarter turn.

This is the same as one right angle.

Do you agree with Dexter? _____

Talk about it with a partner.

© White Rose Maths 2020

5 Complete the sentences.

A quarter turn is equal to ☐ right angle.

A half turn is equal to ☐ right angles.

A three-quarter turn is equal to ☐ right angles.

A full turn is equal to ☐ right angles.

6 Draw the right angles on each shape.

a)

c)

b) 

d) 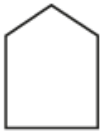

7 Look at the number of right angles in each shape.

Sort the shapes into the table.

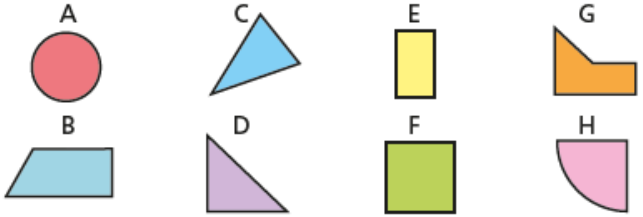

0 right angles	1 right angle	2 right angles	3 right angles	4 right angles

8 Teddy and Whitney are identifying right angles.

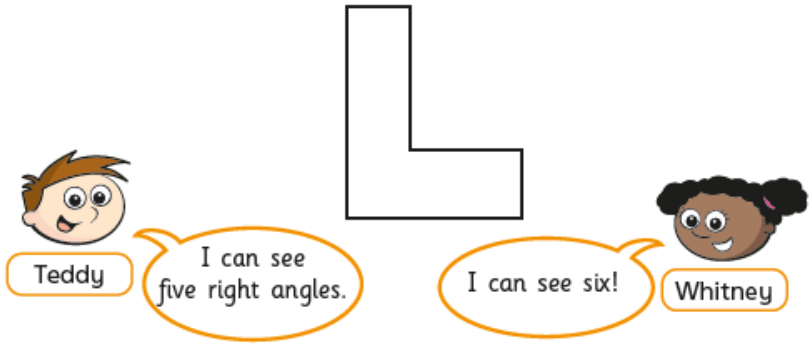

Who do you agree with? _____

Draw on the shape to show your thinking.

9 How many right angles can you find in the picture?

Mark them on the picture.

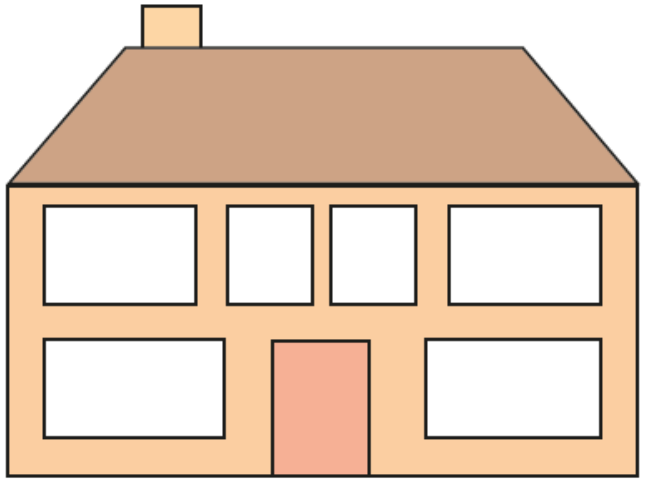

Create your own problem like this for a partner.

© White Rose Maths 2020