

Welcome to Year 4:

Class teachers:

Mrs Mepham

Mrs Heffernan

Miss Clark

Elm Class

Oak Class

Spruce Class

Teaching Assistants:

Miss Dudley (STA)

Mrs Pate (LSA)

Miss Gardiner (LSA)

Miss Harris (LSA)

Miss Smith (LSA)

Miss Parks (LSA)

Homework diaries

We continue to ask you or your child to record their reading in their homework diary on a daily basis and to sign the book at the end of the week.

Homework diaries will still be checked by a teaching assistant or the class teacher once a week to ensure every child is reading daily.

Homework Diaries

Week beginning: 5th September 2022

Reading

Monday	
Tuesday	
Wednesday	
Thursday	
Friday	
Home signature:	School signature:

4

Homework

Spelling homework		Foundation Homework	
Coodle Maths		Arithmetic	

Reminders

Vocabulary

5

Chrome Books

- Needed in school everyday
- Needed for core study skills as well as online homework
- Children are responsible for charging them
- Children who are not able to take a chrome book home and do not have a device at home, will be expected to complete online homework on a Friday during part of their lunch time.



Google Classroom

Elm

Class code pvmfugu

Meet link <https://meet.google.com/lookup/gi3hpyhlu4>

Upcoming

Due Friday
5:00 PM – Spelling - Hom...
5:00 PM – Math's homew...

View all

Announce something to your class

Mrs Collins posted a new material: Reading link
3:53 PM

Elm

StreamClassworkPeopleGrades

Create

Google CalendarClass Drive folder

All topics

Maths homework - ...

Spelling homework - ...

Math Homework - A...

Spelling Homework ...

Autumn 1 - Week 3

Autumn 1 - Week 2

Reading link

Posted 3:53 PM

Maths homework - Autumn 1 - Week 4

Math's homework

Due Oct 1, 5:00 PM

Spelling homework - Autumn 1 - Week 4

Spelling - Homophones and near homophon...

Due Oct 1, 5:00 PM

5

Curriculum Overview for the Autumn Term:

Science - States of Matter, The Digestive System

RE - Jewish Festivals and Advent

Geography - The United Kingdom

History - The Anglo Saxons

RHE - Being me in my world, Celebrating Differences

PE Outdoor - Tennis

PE Indoor - Co-ordination (footwork)

PE for all classes is on a Tuesday and Thursday

Broad and Balanced Curriculum

Throughout the year, we aim to enrich our curriculum through a range of experiences. These are some of the enriching activities that we plan to do...

Hampton Court

The Easter Experience


A Class Assembly

An Easter Production

Tudor Art Day

Polka Theatre Workshop

Making money containers

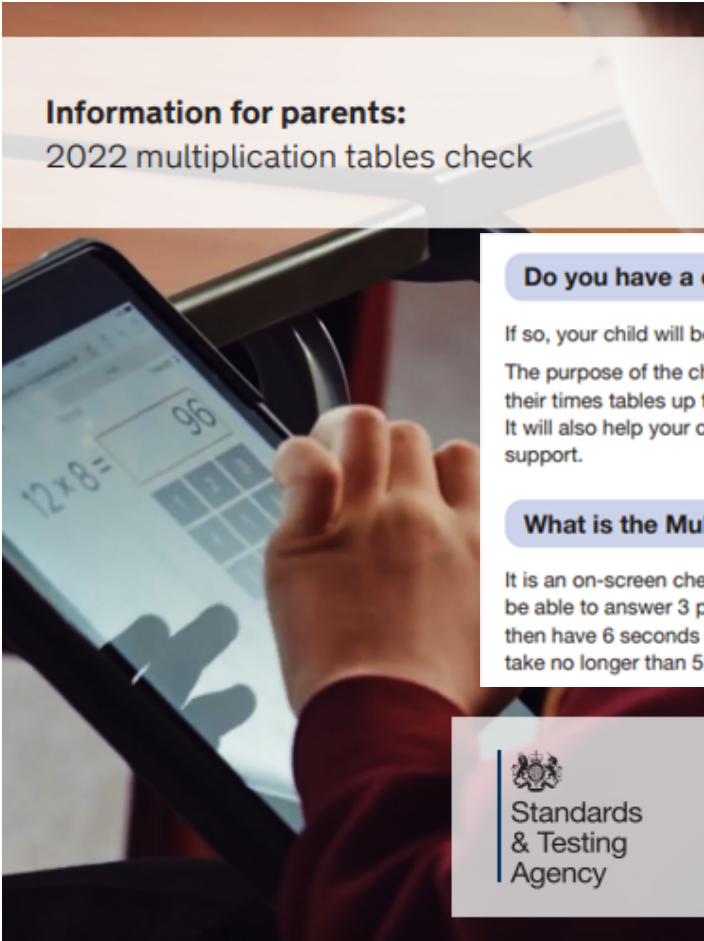


Maths - Curriculum Overview

Year 4 Curriculum Map Maths 2022-23

Autumn (15 weeks)														
Week 1	Week 2	Week 3	Week 4	Week 5	Week 6	Week 7	Week 8	Week 9	Week 10	Week 11	Week 12	Week 13	Week 14	Week 15
Number and Place Value					Addition and Subtraction							Money Time		
Spring (12 Weeks)														
Multiplication					Division			Length, Perimeter, Area			Time			
Summer (13 Weeks)														
Fractions					Statistics		Properties of Shape			Coordinates				

Autumn	Spring	Summer
Place Value Addition Subtraction Money Time	Multiplication Division Length, Perimeter and Area Time	Fraction Statistics Properties of Shape Co-ordinates



Information for parents:

2022 multiplication tables check

Do you have a child in year 4 at primary school?

If so, your child will be participating in the multiplication tables check in June.

The purpose of the check is to determine whether your child can fluently recall their times tables up to 12, which is essential for future success in mathematics. It will also help your child's school to identify if your child may need additional support.

What is the Multiplication tables check?

It is an on-screen check consisting of 25 times table questions. Your child will be able to answer 3 practice questions before taking the actual check. They will then have 6 seconds to answer each question. On average, the check should take no longer than 5 minutes to complete.



Standards
& Testing
Agency

Homework (set on a Monday due in on Friday):

Maths

Task 1 - Times Table look, cover, write and check

Task 2 - Assignment set on doodle (red circle)

Task 3 - Select a strand of the poster to show deeper understanding **optional**

No pre test

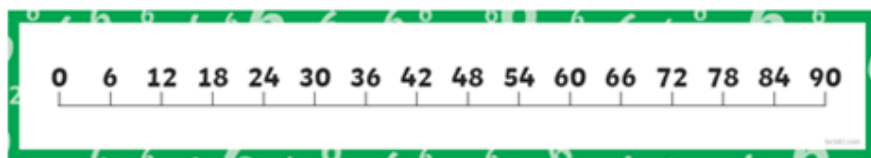
End test on a **Friday**

Maths Homework Task 1

The Learning objective is **to recall the first six multiplication facts for the six times table.**

Activity 1 - Count in steps of 6 from 0 – 36 using the number line to help you.

- Count forwards from 0-36 in steps of 6
- Count backwards from 36-0 in steps of 6
- Once you feel confident, try to improve your speed



Maths Homework Task 1

Activity 2 - Practise the first six multiplication facts for the six times table using the **Look Read Cover Write Check** method. When saying the sentence use the phrases 'lots of' or 'multiplied by'.

Example: 1 lot of 6 is 6 or 1 multiplied by 6 is 6.

Look, Say, Cover, Write, and Check!						
Example						
	look	say	cover	write	check	correction
1 x 2 = 2						
2 x 2 = 4						
3 x 2 = 6						
4 x 2 = 8						

Purple - in order	Green - out of order	Yellow - missing number
$1 \times 6 = 6$	$4 \times 6 = 24$	$___ \times 6 = 36$
$2 \times 6 = 12$	$1 \times 6 = 6$	$___ \times 6 = 24$
$3 \times 6 = 18$	$6 \times 6 = 36$	$___ \times 6 = 6$
$4 \times 6 = 24$	$5 \times 6 = 30$	$___ \times 6 = 18$
$5 \times 6 = 30$	$3 \times 6 = 18$	$___ \times 6 = 12$
$6 \times 6 = 36$	$2 \times 6 = 12$	$___ \times 6 = 30$



Why have we chosen to use doodle maths?



Personalised learning

Using the latest adaptive technology, DoodleMaths creates every child a unique work programme that targets gaps in their knowledge, revises tricky topics and consolidates what they already know.

Breaks down barriers

By setting work at just the right level and rewarding effort over ability, Doodle empowers children to believe in themselves, encouraging even the least confident and disengaged learners to keep up their hard work.

My target

To be in the green zone, you must earn your target number of stars per week. When you are in your target zone you are able to access Games, Friends, and your Robot

7

a day

Little and often

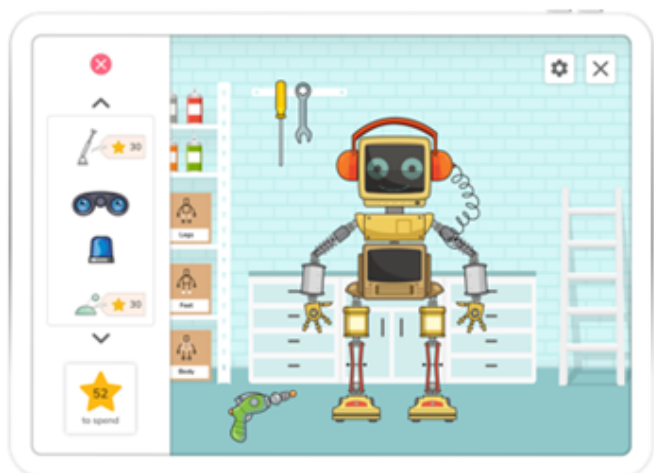
Practice for 10 minutes, 4-5 times a week



Unlock rewards!

Once you've reached the green zone, other pages will unlock! Play games and use your hard earned Doodle Stars to buy rewards.

Which one's your favourite?



Maths Homework Task 2



- Keep up to date with their (daily) 5, 6 and 7 a day if they do not get it completed in school.


- Complete their assignment (up to 15 questions) which has been set in line with what they are learning in class.



Maths Homework Task 3

If your child feels like challenging themselves, then they can take one strand of the dive deeper poster and create an example that fits with the concept they are learning in class. They can complete this on paper and show their class teacher.

Step 1: Fluency					
To be fluent in the mathematical concept that we are learning we need to be able to:					
Key Facts $100 + 100 = 200$ $10 + 10 = 20$ $1000 + 1000 = 2000$	Manipulatives $1 \times 3 = 3$ $2 \times 3 = 6$ $3 \times 3 = 9$ $4 \times 3 = 12$	Drawings 	Formal Methods 1234 56789 101112 131415	Variety 	
Once we have mastered fluency for the concept we are learning, we can become greater mathematical thinkers and we can deepen our understanding through reasoning and problem solving.					
Step 2: Reasoning			Step 2: Problem Solving		
R1 Describe a mathematical idea in my own words	R2 Represent a concept in a variety of ways	R3 Explain why a question is correct/incorrect	PS1 Make up my own examples	PS2 Recognize the mathematical concept in different situations	PS3 Solve problems that are increasingly tricky
Once we have mastered reasoning and problem for the concept we are learning, we can become greater mathematical thinkers and we can deepen our understanding through the dive deeper poster.					
Step 3: Dive Deeper					
DDR1 Explain it	DDR2 Draw it	DDR3 Make a model	DDPS1 Make up my own examples	DDPS2 Be a bit tricky	DDPS3 Think it through
DDPS4 Prove the generalisation					



Homework (set on a Monday due in on Friday):

Spellings

Task 1 - look, cover, write and check.

Task 2 - written sentences with a grammar focus to include spelling homework words.

Pre test on a **Monday**

End test on a **Friday**

Spelling Homework Task 1

Spelling Autumn 1 - Week 3

Test date: Friday 23rd September

The Learning objective is: To learn pairs of homophones

This week we are learning pairs of homophones.

- Homophones are words that sound the same but have different meanings. They also have different spellings.
- Homophones are words that are often misspelt or used incorrectly.

Watch the clip below. You can complete the quiz if you want to.

<https://www.bbc.co.uk/bitesize/topics/zghpk2p/articles/zc84cwx>

Activity 1 - Look Read Cover Write Check.

Practise all the words from your spelling group using the **Look Read Cover Write Check** method, writing them in on paper 5 times. We are expecting your very best handwriting too!

Spelling Homework Task 2

Activity 2 - Writing task

Use the homophones in sentences that help you to understand the difference between them.#

For example:

Can you _____ me?



The ship sailed



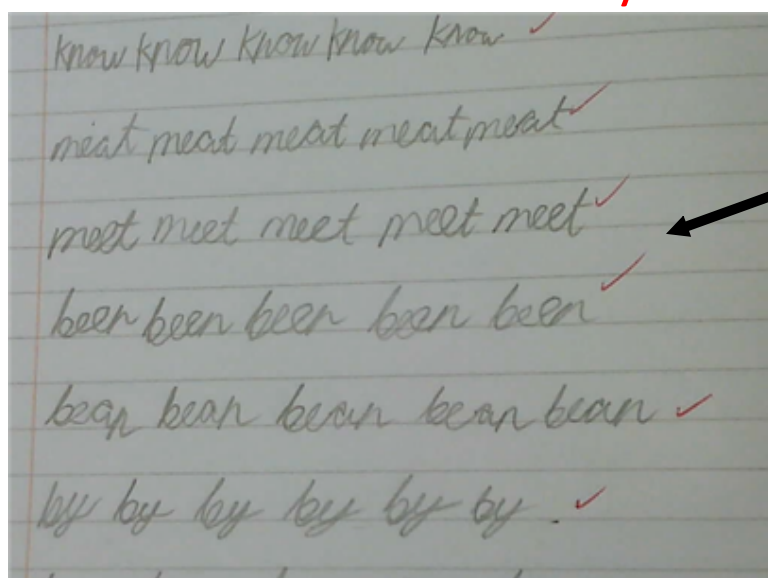
across the _____.

Make sure that you use the correct letter formation and joins when writing your sentences.

Purple	Green	Yellow	<u>Statutory words</u>
be - bee	right – write	piece – peace	answer
see- sea	new – knew	allowed – aloud	breath
here -hear	week - weak	bored – board	minute
to - two	whole - hole	through - threw	earth

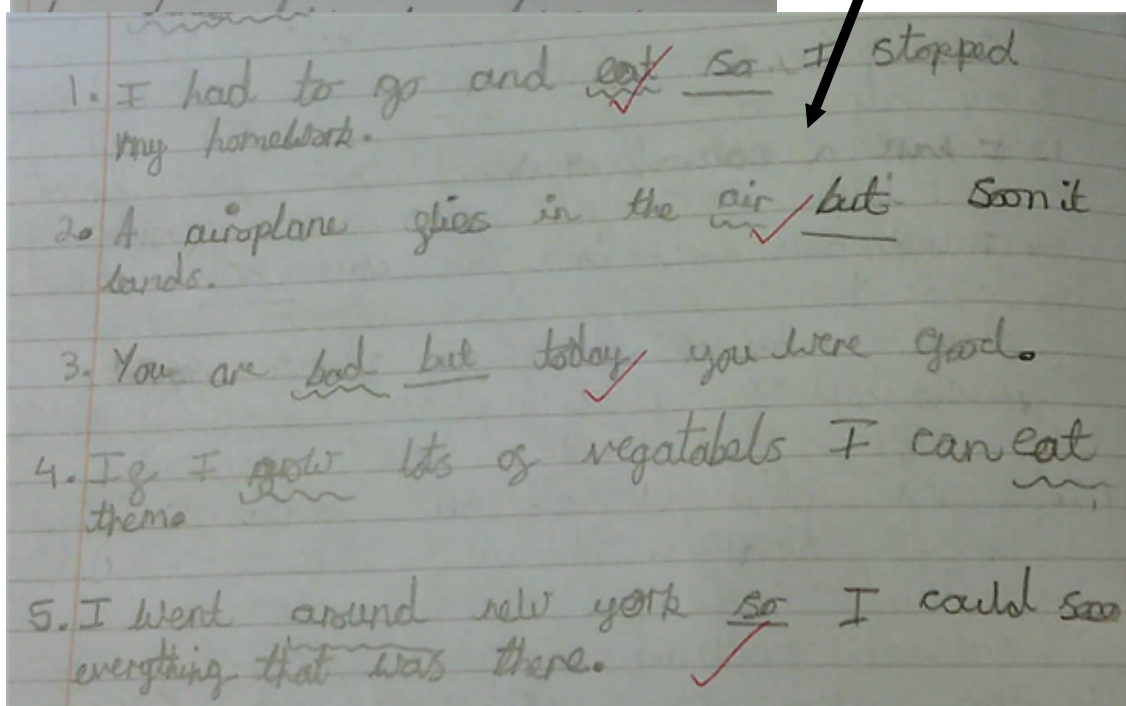
Spelling homework example

Set on Monday Due in Friday



Look, cover,
write, check

Choosing words
and putting each
of them into a
sentence with a
grammar focus.



 <https://www.spellzone.com/what-is-spellzone.cfm>

- > Teaches all English spelling rules and includes:
 - « Basic concepts such as vowels, consonants, syllables, prefixes and suffixes.
 - « Teaching text includes definitions, sentence context and learning tips.
- > Interactive spelling tests to check understanding.
- > Results seen instantly with 'traffic lights' code to keep learning on track.

Children should spend 10 mins a week on Spellzone

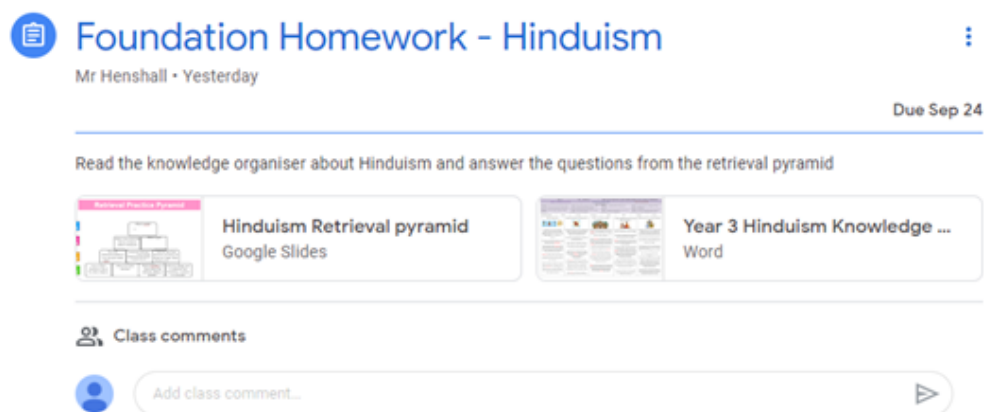
- > Look, Say, Cover, Write, Check - one of the best ways to learn spellings.
- > Listen and Spell - test learning using audio.
- > Spelling games - a fun way to reinforce learning.
- > Printable worksheets - for off-line activities and study.

Spelling Ability Test

- > Measures spelling ability.
- > Provides a baseline 'Spellzone Score'.
- > Creates a personal 'Course Pathway'.
- > Automatically retests and updates according to new learning.

Foundation Homework and Kahoots





Next half term, Year 4 will be set foundation homework every 2 weeks to retrieve what they have previously learnt. This will be put onto Google Classroom.




The screenshot shows a Google Classroom assignment interface. At the top, the title 'Foundation Homework - Hinduism' is displayed in blue, with a document icon to its left and a vertical ellipsis to its right. Below the title, it says 'Mr Henshall • Yesterday' on the left and 'Due Sep 24' on the right. A horizontal line separates the header from the assignment description, which reads: 'Read the knowledge organiser about Hinduism and answer the questions from the retrieval pyramid'. Below this, there are two assignment cards. The first card is titled 'Hinduism Retrieval pyramid' and 'Google Slides', with a thumbnail image of a pyramid diagram. The second card is titled 'Year 3 Hinduism Knowledge ...' and 'Word', with a thumbnail image of a document. At the bottom of the screenshot, there is a 'Class comments' section with a user icon, the text 'Add class comment...', and a right-pointing arrow.

Set on Friday

Due following Friday

Year 4		Autumn 1		Judaism – Why are they having a Jewish party?	
beliefs, teachings and sources		practices and ways of life		forms of expression	
Key Vocabulary					
Judaism - The religion of Jewish people.		Jew - A person belonging to the worldwide religion of Judaism.		Synagogue - A building where Jewish people meet to worship or study their religion.	
<u>celebrate</u> – A joyful occasion for special festivities to mark some happy event.		<u>remember</u> - If you remember people or events from the past, you still have an idea of them in your mind and you are able to think about them.		Rosh Hashanah The festival celebrating the Jewish New Year.	
Shanah Tovah – is said during the festival of Rosh Hashanah and means 'Good year'.		Sukkot - A Jewish festival celebrating the sheltering of the Israelites in the wilderness.		Purim - A festival to remember the Jewish people living in Persia who were saved by the courage of a young Jewish woman called Esther.	
Statutory Words		believe	important	surprise	special remember
					menorah – seven-branch candlestick lit during Hanukkah
What is Rosh Hashanah?		Why Are Jews Remembering At Their Festival of Sukkot?		What Are Jews Celebrating At Their Festival of Hanukkah?	
					
Did you know?		Did you know?		Did you know?	
<ul style="list-style-type: none"> - Rosh Hashanah is the Jewish New Year which is celebrated during early autumn. - It is a time to think about the way they behave and what they have been like during the last year. They also think about ways to be a better person. - The shofar is blown in the synagogue. - There are special foods for Rosh Hashanah. Apples and bread dipped in honey represents a sweet new year to come. Challah bread is often baked into round creations to symbolise the circle of life. 		<ul style="list-style-type: none"> - Jewish people remember their ancestors who escaped from slavery in ancient Egypt and were on their way to a land of their own – Israel. They had to cross the wilderness and their journey took 40 years. - The festival of Sukkot dates back 3000 years. - Jewish people build a sukkah to live in to feel what it might have been like for their ancestors. 		<ul style="list-style-type: none"> - The festival of Hanukkah falls in winter and lasts for 8 days. - Jewish people remember a story that happened almost 2200 years ago when ancient Syrians wanted the Jews to give up their religion but the Maccabees (a group of Jewish people) fought back. - The main celebration is lighting candles or oil lamps every evening. - This festival is about standing up for yourself, your people and your religion. 	
Why Are They Having a Jewish Festival called Purim?					
Did you know?				Did you know?	
				<ul style="list-style-type: none"> - Purim is celebrated in March. - Jewish people remember the story of Esther, the Jewish woman who married the king of Persia a long time ago. When all the Jews were going to be killed, she acted in a clever and courageous way to save them. - Haman plotted to kill the Jews of Persia. - The story of Esther is read aloud in the synagogue from a special scroll. 	



Reading at Holy Trinity

Reading at Holy Trinity is possibly the most important part of our learning.



Without fluency in reading, accessing the rest of the curriculum becomes difficult.

For homework, we expect children to read for a minimum of 20 minutes each evening. They are doing lots of reading in school but this extra 20 minutes is vital. It is a chance for them to read for pleasure and to choose their own reading material.

To help children choose appropriate books which are not too hard and not too easy, we use the platform Renaissance Reading.

Each half term, children are assessed in their reading through a series of questions. The system then calculates their Zone of Proximal Development.

This is a range of decimal numbers. The majority of books in school are labelled according to this range so that children can choose a book within it.



Ideally, children should not be taking more than 3 weeks to read a book. Within 24 hours of finishing the book, children should be completing the quiz on Renaissance Reading.

This assesses their recall and understanding of the book. The quiz should be completed in school.

To help them remember key details from the text, we are asking that they record these after each time they read. This is what the Reading and Reflection Journal is for.



The screenshot shows a quiz interface for the book "Alligator Tails and Crocodile Cakes". The title bar includes "Stop Quiz", "Alligator Tails and Crocodile Cakes", and "Exit Quiz". The question is "Question 1 of 3: Crocodile found Alligator hiding behind the tree because he ---". There are four radio button options: A. smelled the delicious cake, B. saw Alligator's tail (which is selected), C. found the crumbs from Alligator's cake, and D. heard Alligator's tail thumping. A "Next" button is at the bottom right.

We would love children to continue to bring books from home or the local library. We can easily check the ZPD for each book to check it is within their range.





If it isn't, but a child really wants to read it, we are open to that discussion on the understanding that child's next book is within their range.

Please encourage your children to try a range of different authors. Don't be tempted by Tesco's book aisle which is predominantly David Walliams, Diary of a Wimpy Kid and Harry Potter!.



Whole Class Reading

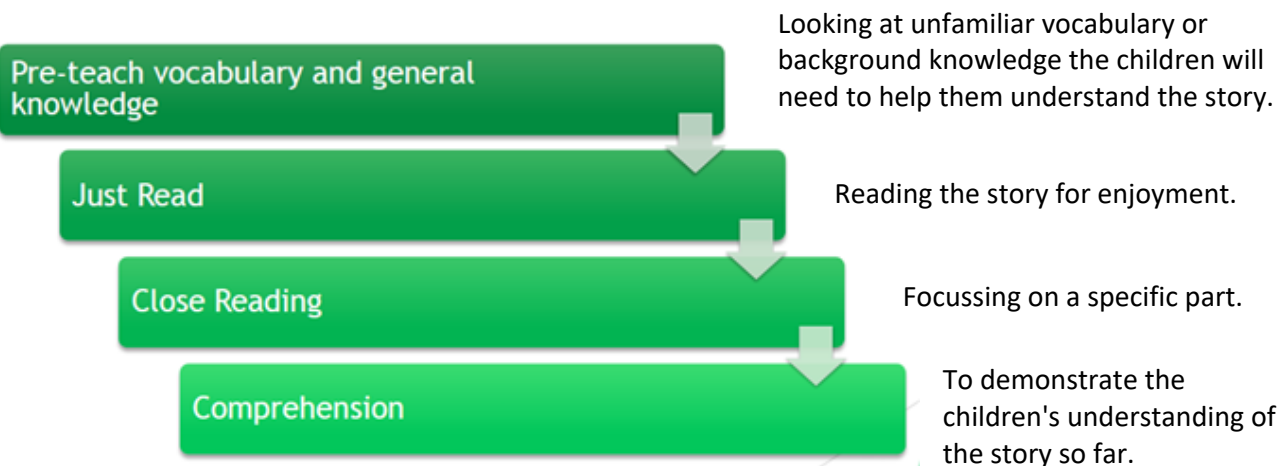
Over the course of the year, we will be looking at 6 texts in our whole class reading sessions.




During the week, the children will work on a variety of tasks designed to deepen their understanding and comprehension of the book.

During the week, we will work through the following sessions in WCR lessons.

FOUR PART METHOD




Each week, we will focus on unfamiliar vocabulary in the first session and see how the words are used in context. The children are encouraged to use these words in their writing.



Writing


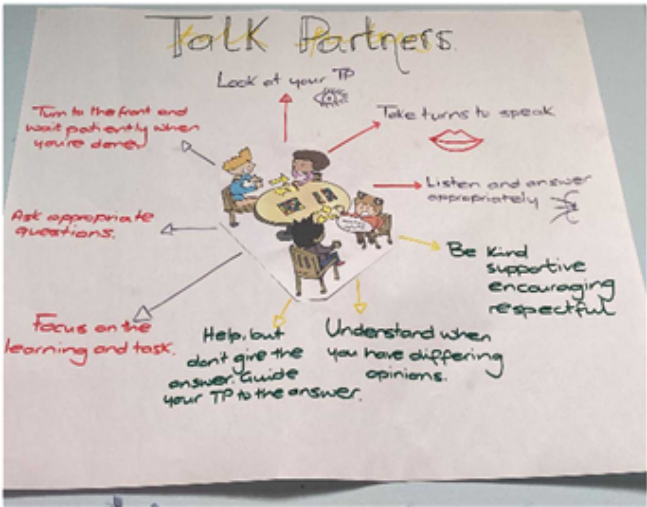
My Writing Checklist			
Objective	S	P	T
1. CL FS , ! ? “ ” ’			
2. Paragraphs			
3. Pronouns and nouns, e.g. he, she, we, Sally			
4. Range of adverbs: then, next, soon, easily, happily, anxiously			
5. Conjunctions: for, and, nor, but, or, yet, so, when, while, because, however, although, even though, also			
6. Prepositions: under, over, in, on, beside			
7. Expanded noun phrases			
8. Fronted adverbials with a comma: In the morning, Frequently, In the distance, Suddenly, Completely exhausted,			
9. Apostrophes for possession and plural nouns, e.g. the boy's coat/the boys' coats			
10. Joined handwriting and correct spellings			




We are going to be teaching the children about self-efficacy.
This is the belief in yourself that you can achieve.



A crucial component of the learning culture in the classroom is to CONTINUALLY talk with pupils about how the brain grows, how you can grow your abilities through practise, the gift of being able to learn from one another – tapping into all our different strengths and that we are all born with different strengths. Talk about the brain and how it ‘works’ as this is central to the notion of mindsets. People with a fixed mindset believe they are born with a certain amount of intelligence and that it is fixed for the rest of their lives. People with growth mindsets however know that intelligence is not fixed and that you can in effect ‘grow’ your intelligence. Brain research has made this a reality.



Dos	Donts
When you do a new kind of maths problem, it grows your brain	Not everyone is good at maths, just do your best
If you catch yourself saying 'I'm no good at maths' just add the word YET to the end of the sentence	That's OK, maybe maths is not one of your strengths
That feeling of ____ being hard is the feeling of your brain growing	Don't worry, you'll get it if you keep trying
The point isn't to get it all right away. It is to grow your understanding step by step	Great effort you tried your best.
Good – its making you think – that's how you know your brain is growing	Fantastic, you got them all right
Well done! You're learning to... (do your laces, use capitals and full stops etc.)	Great work, you finished really quickly
Every time you practise, you're making the connections in your brain stronger	You're such a clever girl/boy



Communication

- We are always happy to discuss any issues that may arise. This can be a few minutes after school. It may be that the issue requires longer than a few minutes in which case we will arrange an appointment at a mutually convenient time.
- Homework diaries are also a good way for us to communicate. Please remind your child to show us your note!

PFOS Needs You!

PFOS AGM will be taking place on Friday 30th of September at 9.15a.m.at Holy Trinity Junior.

PFOS raise money for all of the children in the school to use - they are very clear about that. They give £1000 to each year group per year towards trips and workshops that not only enhance the curriculum but also enable these to be accessed at very little cost to parents.

New members of PFOS are welcome every year, so if you can come along and join, you will be extremely welcome.

Please sign below if you are interested in attending the AGM or if you are interested in hearing more information regarding joining PFOS:-

You're now welcome to head to your child's classroom to see their learning environment and ask any questions that you have.